

# SC8000™

Rider Scrubbers  
Kubota® Engine Powered


Available with **ecoflex™** system



Smart cleaning.

A Nilfisk-Advance Brand


 **Advance**



DustGuard™ suppresses airborne fugitive dust allowing continuous use, and increasing productivity by up to 71%.



The Clear-View™ machine design provides excellent sight lines to the floor from the comfort and safety of the operator's seat.



MaxAccess™ design provides 360 degree access to machine components.

# SC8000™ available with EcoFlex™ System

## Rider Scrubbers

The Advance SC8000™ rider scrubber is the definition of innovative and optimized design. This maneuverable front steer scrubber houses the widest cylindrical scrub deck in its class. This deck's dual counter-rotating cylindrical brushes are capable of sweeping and scrubbing in a single pass. DustGuard™ suppresses and controls dust using a "fog" at the side broom. Using Advance's One-Touch™, the entire scrub system is activated simply by the press of a button.

Four different cleaning systems allow you to customize the scrubber to your facility's needs. Cleaning paths up to 62 inches are available on the SC8000. This coupled with the efficiently packaged 100 gallon solution tank delivers the capability of cleaning up to 100,000 square feet per tankful under normal scrubbing speeds.

The Advance SC8000's design has set the bar in productivity, serviceability, safety, and ease of use.

### Ideal applications include:

- Distribution Centers
- Manufacturing Plants
- General Warehouses
- Beverage Distribution
- Food Processors
- Wholesalers and Aircraft Hangers



KUBOTA® ENGINE BENEFITS



## Powered

- Quiet, smooth operation
- Superior reliability with enclosed gear driven valve train
- Reduced maintenance costs – No timing belts or chains
- Global service network



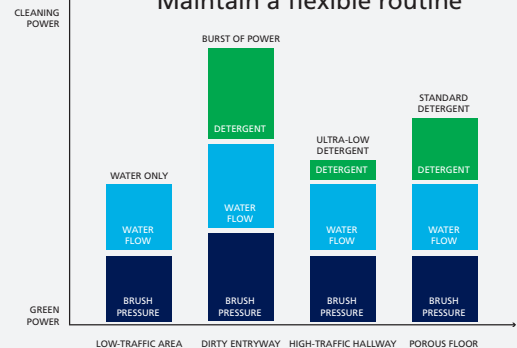
### Green

EcoFlex elevates green cleaning to a new standard – one that promotes good health and hygiene in addition to environmental sustainability. Efficient operation reduces all of the environmental impacts in cleaning—from the obvious (water, detergent) to the not-so-obvious (machine run-time and energy use).

### Clean

Maintaining a clean, healthy indoor environment for you and the people in your building is hassle-free with EcoFlex. Detergent use, pad pressure and flow rate are right at your fingertips. Operators won't have to hesitate to make adjustments for higher sanitary standards, different surface types or unexpected cleaning challenges.

### Maintain a flexible routine



### Cost-efficient

Flexibility means doing more with one machine. You'll save time, use fewer machines, and reduce water and detergent costs. Today's increasing demands for cost efficiency are tough to meet. Now you can do more with less.



## Technical Specifications

Models	SC8000™ 48	SC8000™ 60	SC8000™ 62
<b>Cleaning System</b>			
Scrub Deck	48 in (122 cm) dual cylindrical – ALL MODELS		
Side Scrub/Sweep	–	Right side scrub	Dual side brooms with DustGuard™
Cleaning Path	48 in (122 cm)	60 in (152 cm)	62 in (157 cm)
Brush Pressure	Variable up to 400 lb (181 kg) – ALL MODELS		
Brush RPM	470 RPM – ALL MODELS		
Solution Tank	100 gal (378 L) – ALL MODELS		
Recovery Tank - Tip Out/Lift Off	100 gal (378 L) – ALL MODELS		
Debris Hopper	1.5 ft <sup>3</sup> (42 L) – ALL MODELS		
Detergent Dispensing System	Available – ALL MODELS		
Extended Scrub System	Available – ALL MODELS		
Max Productivity @ 3.5 mph	73,900 ft <sup>2</sup> /hr (6,900 m <sup>2</sup> /hr)	92,400 ft <sup>2</sup> /hr (8,600 m <sup>2</sup> /hr)	95,500 ft <sup>2</sup> /hr (8,900 m <sup>2</sup> /hr)
<b>Power System</b>			
Engine - LP	Type - 55 hp 1.6 L Kubota – ALL MODELS		
Engine - Diesel	Type - 37.5 hp Kubota, meets U.S. EPA std. - 40 CFR 1039.625 and CARB - 13 CCR 2423(d) – ALL MODELS		
Gradeability - Cleaning	7° / 12% – ALL MODELS		
Gradeability - Transport	9° / 16% – ALL MODELS		
Transport Speed	8 mph (12.9 km/hr) forward / 3 mph (4.8 km/hr) reverse – ALL MODELS		
<b>Dimensions, Etc.</b>			
Length	100 in (254 cm) – ALL MODELS		
Width	59 in (150 cm) frame & squeegee / 66 in (168 cm) with right side scrub – ALL MODELS		
Height w/o Overhead Guard	58 in (147 cm) – ALL MODELS		
Height with Overhead Guard	84 in (213 cm) – ALL MODELS		
Minimum Aisle Turn Width	119 in (302 cm)	130 in (330 cm) left 170 in (432 cm) right	119 in (302 cm) both directions
Weight	3,300 lb (1,497 kg) dry; 4,200 lb (1,905 kg) gross vehicle weight – maximum machine only (no options) – ALL MODELS		
Certifications	ETL – ALL MODELS		

Specifications are subject to change without notice.

### Accessories and options:

- Wash Hose\*
- Under Hood Light
- Seat Belt
- Fire Extinguisher
- Warning Beacon
- Vac Wand
- Back-up Alarm
- Rear Bumper
- Overhead Guard
- Dual Armrest
- Brake/Signal Kit
- Corner Rollers
- Foot Guard
- Extended Scrub\*
- DustGuard™\*
- EcoFlex™ System\*
- Recovery Debris Tray\*
- Recovery Tank Clean-out Port\*
- Auto Solution Fill/ Shut-off\*

\*Recognized as high productivity / value features by today's customers.



14600 21st Avenue North  
Plymouth, MN 55447-3408  
www.advance-us.com  
Phone 800-214-7700  
Fax 800-989-6566

240 Superior Boulevard  
Mississauga, Ontario, Canada L5T 2L2  
www.nilfisk-advance.ca  
Phone 800-668-8400  
Fax 800-263-5111

Ask about our leasing options.

©2013 Nilfisk-Advance, Inc. Form L3083A 4-9-13

